



Bufftech[®]

Molded and Extruded Fence Products

CertainTeed
SAINT-GOBAIN

The Bufftech® Advantage

Two innovative product lines under one great brand

Long-lasting beauty, superior performance and the best protection you can get – that’s the Bufftech Advantage. Bufftech fence comes in an array of sophisticated styles, complementary colors and authentic TrueTexture™ finishes along with premium features to ensure it will outlast and outperform the competition. Bufftech also features a superior warranty including ColorLast® fade protection.

Molded Fence

Bufftech has reinvented fence manufacturing with its patented design of rotationally-molded fence, allowing realistic granite-stone and deep-grain wood textures molded from real wood and stone. Molded fence has very high impact-resistance and excellent sound absorption for quiet and secure outdoor living spaces and yards. These extremely durable privacy fences also offer fade-resistant colors and steel-reinforced sections.

Extruded Fence

Bufftech extruded fence is the undisputed leader in style, color and texture. Our innovative textures are molded from real wood to deliver the most authentic look available today. Fade-resistant colors, high-quality accessories, durable hardware and steel reinforced rails ensure a long-lasting installation. Extruded fence also offers SureStart™ protection, an exclusive CertainTeed benefit covering warranted repair and replacement costs, including labor, for five years after installation.



Chesterfield CertaGrain Texture in Timber Blend

Colors, Textures & Performance

Bufftech Molded Fence.....	4
Bufftech Extruded Fence.....	12

Privacy (Molded)

Allegheny®.....	6
Sherwood.....	8
Gates.....	10
Accessories.....	11

Privacy (Extruded)

Brookline CertaGrain® & Smooth.....	14
Galveston CertaGrain® & Smooth.....	16
Chesterfield CertaGrain®.....	18
Chesterfield CertaGrain® Decorative Accents & Styles.....	20
Chesterfield Smooth.....	22
Chesterfield Smooth Decorative Accents & Styles.....	24
New Lexington.....	26
New Lexington Decorative Accents & Styles.....	28

Semi-Private

Breezewood.....	30
Imperial Select Cedar & Smooth.....	32
Columbia.....	34
Millbrook.....	35

Contemporary

Baron Select Cedar & Smooth.....	36
Princeton.....	38
Countess.....	40
Victorian.....	41

Classic

Manchester.....	42
-----------------	----

Traditional

Danbury Select Cedar & Smooth.....	44
Rothbury.....	46
Cape Cod.....	47

Post & Rail

4-Rail.....	48
3-Rail.....	50
2-Rail.....	51
Crossback.....	51

Extruded Gates.....	52
---------------------	----

Extruded Accessories.....	54
---------------------------	----

Happily Ever After.....	55
-------------------------	----

Invest in Quality for a Lifetime.....	56
---------------------------------------	----

Specifications.....	58
---------------------	----



Bufftech® Molded Fence

The Bufftech Advantage starts with details.

Patented Construction

Rotationally-molded allowing realistic granite-stone appearance and dramatic wood texture.

Internal Reinforcement

with galvanized steel to withstand significant impact or wind load without compromising aesthetics.

Sound Barrier

Blocks 98% of direct sound.

Color & Texture

Bufftech fence products set the standard for the latest innovations in decorative privacy. From our proprietary manufacturing process to our vibrant colors, CertainTeed is the undisputed leader in color and texture. Our TrueTexture™ finish is molded from real wood and stone to deliver the most authentic look available today. Plus, Bufftech is virtually maintenance-free, and never needs staining or painting. For complete style and color specifications, see page 58.

Allegheny®



Sherwood



Colors throughout this brochure are simulated.

Consult product color samples before making final selection.

Performance

Bufftech's molded fence is made with a proprietary blend of polyethylene plastic and is reinforced with galvanized steel. Our extremely durable fence creates solid privacy and security without compromising aesthetics.



With exclusive WindZone™ performance, Bufftech fence is engineered for use in high wind and hurricane conditions, as approved by Miami-Dade County NOA #20-0303.01*. Recognized as the most stringent standards in the country, Miami-Dade test protocols include dynamic wind load testing up to 115 mph.



The Bufftech line meets requirements of the ASTM and includes styles that comply with local codes for swimming pool applications.

Check with your local building code official as local codes may vary.



Allegheny panels block 98% of direct sound, with an (STC) sound transmission class of 26, to create quiet spaces.

*Miami-Dade County-approved NOA #20-0303.01, for exceptional performance in high wind conditions. To comply with WindZone Performance, additional items are needed for installation. Please reference our product catalog. Expires 4/4/2023.

Peace of Mind

CertainTeed stands behind the Bufftech molded fence line with an exceptional lifetime limited warranty.



Bufftech Sherwood and Allegheny have CertainTeed's ColorLast® fade protection. UV inhibitors protect against

the sun's harsh rays to maintain vibrant colors. Our polymers have been tested to withstand extreme weather conditions with little or no fading.

Graffiti resistance makes removing graffiti easy by using a high-powered pressure washer.



CertainTeed is actively pursuing strategies to reduce our environmental impact, while increasing the sustainability of our operations and products.

CertainTeed conducted a Life Cycle Assessment (LCA) that was submitted to the National Institute of Standards and Technology (NIST) and was published in the building product LCA database, BEES (Building for Environmental and Economic Sustainability).



A company you can trust. For more than 100 years, homeowners and building professionals alike have

relied on CertainTeed as a trusted source of innovative, high-quality building products. Bufftech® continues this long-standing tradition with its superior fence line, proudly made in the U.S.A.



Allegheny

Bufftech's patented design of rotationally-molded fence allows realistic stone appearance and superior performance. Allegheny has excellent impact-resistance and creates an excellent sound barrier.

Panel Sizes: 6' x 6', 4' x 8'

Heights: 4' & 6'

Stackable: 8' & 12'

Steel Reinforced Panels





Allegheny in Black Granite

4'x 8' and 6'x6' panels are stackable.

Sherwood



Walnut Brown

Red Cedar

Gold Cedar

Nantucket Gray

Black Oak

Sherwood

Bufftech's patented design of rotationally-molded fence allows realistic wood appearance and superior performance. Extremely durable, Sherwood provides excellent sound absorption for a quieter outdoor space.

Panel Sizes: 6' x 6', 4' x 8'

Heights: 4' & 6'

Stackable: 8'

Steel Reinforced Panels





Sherwood in Gold Cedar



4'x 8' panels are stackable.

Gates



Allegheny in Beige Granite


1.5" x 1.5" galvanized internal steel frame

Bufftech offers Gates in 3', 4', 5' and 6' widths and may be double hung for 7', 8', 9', 10', 11' or 12' openings.

Gates include premium stainless steel hardware, self-closing hinges and pad lockable latch.



Accessories



Allegheny in Beige Granite

Caps



Single Cap



Double Cap



Double Cap 45°

Skirts



Corner Post



Line Post



End/Gate Post



Bufftech® Extruded Fence

The Bufftech Advantage starts with details.

Precision Routing assures a clean, realistic look without visible glue or screws.

Heavyweight Pickets provide impact resistance and reduces movement.

Internal Reinforcement limits sagging and maintains a strong and sturdy performance.

Color and Texture leader featuring three finishes and eleven colors.

Color & Texture

CertainTeed sets the standard for the latest innovations in sophisticated styling. From our proprietary texturing process to our unique shades and stain blends, CertainTeed is the undisputed leader in color and texture. Our TrueTexture™ finish is molded from real wood to deliver the most authentic look available today. Benefit from the power to mix and match post and picket colors for a more unique look. Plus, Bufftech is virtually maintenance-free, and never needs staining or painting. For complete style and color specifications, see page 58.

Smooth



Select Cedar



CertaGrain®



Performance

Bufftech's premium features, including high-quality raw materials, reinforced rails, heavyweight pickets, routed rails and fence posts, and concealed fasteners, ensure it will outlast and outperform other vinyl fences.



With exclusive WindZone™ performance, Bufftech fence is engineered for use in high wind and hurricane conditions, as approved by Miami-Dade County NOA #20-0303.02*. Recognized as the most stringent standards in the country, Miami-Dade test protocols include dynamic wind load testing up to 115 mph.



The Bufftech line also meets requirements of the ASTM and includes styles that comply with local codes for swimming pool applications. Check with your local building code official as local codes may vary.



Bufftech panels block 98% of direct sound, with an (STC) sound transmission class of 21, to create quiet spaces.

*Miami-Dade County-approved NOA #20-0303.02, for exceptional performance in high wind conditions. To comply with WindZone Performance, additional items are needed for installation. Please reference our product catalog. Expires 3/13/2024.

Peace of Mind

CertainTeed stands behind the Bufftech line with an exceptional lifetime limited transferable warranty. SureStart™ protection, an exclusive CertainTeed benefit, covers warranted repair and replacement costs—including labor, for five years after installation.



CertainTeed also guarantees the performance of Bufftech's darker colors and stain blends with our proprietary ColorLast® fade protection, a state-of-the-art acrylic formulation that provides superior protection from the harsh rays of the sun.




CertainTeed is actively pursuing strategies to reduce our environmental impact, while increasing the sustainability of our operations and products. CertainTeed conducted a Life Cycle Assessment (LCA) that was submitted to the National Institute of Standards and Technology (NIST) and was published in the building product LCA database, BEES (Building for Environmental and Economic Sustainability).



A company you can trust. For more than 100 years, homeowners and building professionals alike have relied on CertainTeed as a trusted source of innovative, high-quality building products. Bufftech® continues this long-standing tradition with its superior fence line, proudly made in the U.S.A.

Brookline



Brookline CertaGrain Texture in Arctic Blend



Brookline CertaGrain® Texture

Bufftech's woodgrain texture offers the authentic visual of wood in an easy-to-maintain vinyl design. Both top and bottom rails feature steel reinforcement for added strength and durability.



Heights: 4', 5' & 6'

Picket Style: 7/8" x 7" Tongue & Groove

Post Centers: 6'

Steel Reinforced Top & Bottom Rail

Cap Styles (shown in Sierra Blend)



Textured
Flat Top External

Textured
New England



Brookline Smooth Finish in White

White

Almond

Natural
Clay

Brookline Smooth

Brookline's modern style combines the luxury of complete privacy with durability and low-maintenance. Top rails in ColorLast® colors feature steel reinforcement for added support.




Heights: 4', 5' & 6'

Picket Style: 7/8" x 7" Tongue & Groove

Post Centers: 6'

Steel Reinforced Bottom Rail

Cap Styles (shown in White)



Gothic

Flat External

New England

Ball

Ball Cap not available in Natural Clay

Galveston



Improved midrail design
for easier installation.

Note: new design available in
Texture and Smooth.

Galveston CertaGrain Texture in Sierra Blend



Galveston CertaGrain® Texture

Available in 7' and 8' heights, Galveston — our tallest privacy fence offers the ultimate in complete privacy and is suitable for commercial applications.



Note: posts require reinforcement

Heights: 7' & 8'
Picket Style: 7/8" x 7" Tongue & Groove
Steel Reinforced Top, Mid & Bottom Rail

Cap Styles (shown in Sierra Blend)



Textured Flat Top External Textured New England



Distinctive Deco Rail
Design available with
smooth fence styles.

Galveston Smooth Finish in Almond

White

Almond



White

Almond

Galveston Smooth Finish

Heights: 7' & 8'

Picket Style: 7/8" x 7" Tongue & Groove
Steel Reinforced Top, Mid & Bottom Rail

Cap Styles (shown in White)



Gothic



Flat External



New England



Ball



Galveston Smooth Finish with Lattice and Victorian (not shown)

Heights: 6' 8" plus 1' 4" Accent

Picket Style: 7/8" x 7" Tongue & Groove
Steel Reinforced Top, Mid & Bottom Rail

Note: posts require reinforcement

Chesterfield CertaGrain® Texture



Chesterfield CertaGrain® Texture

Bufftech's authentic woodgrain texture and "multi-chromatic" color blends recreate the natural beauty of stained wood in an easy-to-maintain vinyl design. Top rails in ColorLast® colors feature reinforcement for added strength and durability.

Heights: 4', 5' & 6'
Picket Style: 7/8" x 7" Tongue & Groove
Steel Reinforced Bottom Rail


Cap Styles (shown in Sierra Blend)




Textured Flat Top External Textured New England



STC 21



Chesterfield CertaGrain Texture in Arbor Blend



**Freedom to mix and match
post and picket colors.**

Chesterfield CertaGrain Texture in contrasting colors: Brazilian Blend posts and rails with Frontier Blend pickets.

Chesterfield CertaGrain® Texture Decorative Accents and Styles

Customers look to CertainTeed for the latest innovations in style and performance. We're bringing you privacy in a different view with Chesterfield's expanded selection of CertaGrain® Texture Decorative Accents and Styles.

Add a unique, decorative style in one of four rich blend colors with Chesterfield Concave and Convex to make your fence stand out among the rest.



with Convex   SIC 21

Heights: 6' & 6'-1/2'

Picket Style: 7/8" x 7" Tongue & Groove
Steel Reinforced Bottom Rail



with Concave   SIC 21

Heights: 6'

Picket Style: 7/8" x 7" Tongue & Groove
Steel Reinforced Bottom Rail



Transition from low to high fence sections. These specially designed fence sections provide an appealing way to unify your fence installation.



with S Curve STC 21

Heights: Transitions from 6' to 4'
Picket Style: 7/8" x 7" Tongue & Groove Steel Reinforced Bottom Rail



with Swoop STC 21

Heights: Transitions from 6' to 4'
Picket Style: 7/8" x 7" Tongue & Groove Steel Reinforced Bottom Rail



For homeowners who like their privacy with a touch of style, the Chesterfield with Victorian Accent or with Spindle Accent offers two great choices.



with Victorian Accent STC 21

Heights: 4' 10" plus 1' 2" Accent
Picket Style: 7/8" x 7" Tongue & Groove Steel Reinforced Bottom Rail



with Spindle Accent* STC 21

Heights: 4' 10" plus 1' 2" Accent
Picket Style: 7/8" x 7" Tongue & Groove Steel Reinforced Bottom Rail

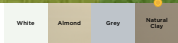


*Spindle Accent available in Black only

Chesterfield Smooth Finish



Chesterfield Smooth Finish in Almond and Natural Clay



Chesterfield Smooth Finish

Top rails in ColorLast® colors feature reinforcement for added strength and durability.

Heights: 4', 5' & 6'

Picket Style: 7/8" x 7" Tongue & Groove
Steel Reinforced Bottom Rail
(4' not available in Natural Clay)
(Grey only available for 6' height)





Distinctive
Deco Rail
Design

Cap Styles (shown in White)



Gothic

Flat Internal

Flat External

New England

Ball

Gothic Cap not available in Grey
 Ball Cap not available in Natural Clay and Grey
 Flat Internal Cap 4' height only

Chesterfield Smooth Finish Decorative Accents and Styles

Customers look to CertainTeed for the latest innovations in style and performance. We're bringing you privacy in a different view with Chesterfield's expanded selection of Smooth Finish Decorative Accents and Styles.

Add a unique, decorative style with Chesterfield Swoop and S Curve to make your fence stand out among the rest.



with Swoop STC 21

Ideal for transitioning from low to high fence.

Heights: Transitions from 6' to 4'

Picket Style: 7/8" x 7" Tongue & Groove
Steel Reinforced Bottom Rail

White

Almond



with S Curve STC 21

Ideal for transitioning from low to high fence.

Heights: Transitions from 6' to 4'

Picket Style: 7/8" x 7" Tongue & Groove
Steel Reinforced Bottom Rail

White

Almond

For homeowners who like their privacy with a touch of style, Chesterfield Smooth offers four great choices.



* Freedom to mix and match post and picket colors.

with Lattice Accent*



Heights: 4' 8" plus 1' 4" Accent & 3' 8" plus 1' 4" Accent

Picket Style: 7/8" x 7"

Tongue & Groove

Steel Reinforced Bottom Rail

White

Almond



with Victorian Accent



Heights: 4' 8" plus 1' 4" Accent

Picket Style: 7/8" x 7" Tongue & Groove and 7/8" x 1-1/2"

Steel Reinforced Bottom Rail

White

Almond



with Huntington Accent



Heights: 4' 8" plus 1' 4" Accent

Picket Style: 7/8" x 7" Tongue & Groove and 1-1/2" Square

Steel Reinforced Bottom Rail

White

Almond



with Westminster Accent



Heights: 4' 8" plus 1' 4" Accent

Picket Style: 7/8" x 7" Tongue

Steel Reinforced Bottom Rail

White

New Lexington



White


Almond

New Lexington

New Lexington offers dependable performance at an economical price with features you'd expect to find on higher-end fence products. New Lexington includes Bufftech's signature "V" groove picket and Classic Curve deco rail design.

Heights: 4', 5' & 6'

Picket Style: 5/8" x 11-3/8" Tongue & Groove
Steel Reinforced Bottom Rail



New Lexington in White



Distinctive
Deco Rail
Design

Cap Styles (shown in White)



Gothic

Flat Internal

Flat External

New England

Ball

New Lexington Decorative Accents and Styles

Customers look to CertainTeed for the latest innovations in style and performance. We're bringing you privacy in a different view with New Lexington's expanded selection of Smooth Finish Decorative Accents and Styles.

Add a unique, decorative style with New Lexington Swoop and S Curve to make your fence stand out among the rest.



with Swoop

Ideal for transitioning from low to high fence.

Heights: Transitions from 6' to 4'

Picket Style: 5/8" x 11-3/8" Tongue & Groove
Steel Reinforced Bottom Rail

White

Almond



with S Curve

Ideal for transitioning from low to high fence.

Heights: Transitions from 6' to 4'

Picket Style: 5/8" x 11-3/8" Tongue & Groove
Steel Reinforced Bottom Rail

White

Almond

For homeowners who like their privacy with a touch of style, New Lexington with Lattice and Victorian Accent offers two great choices.



with Lattice Accent

Heights: 4' 11" plus 1' 1" Accent

Picket Style: 5/8" x 11-3/8" Tongue & Groove
Steel Reinforced Bottom Rail

White

Almond



with Victorian Accent

Heights: 4' 11" plus 1' 1" Accent

Picket Style: 5/8" x 11-3/8" Tongue & Groove
Steel Reinforced Bottom Rail

White

Almond

Breezewood



Breezewood Select Cedar Texture in Arctic Blend




Breezewood Select Cedar Texture

Thru-picket "good neighbor", modern design is equally attractive on both sides. Top rails in ColorLast® colors feature reinforcement for added strength and durability.

Heights: 4', 5' & 6'
Picket Style: 7/8" x 3"
Picket Spacing: 21/32"
Steel Reinforced Bottom Rail





Cap Styles (shown in Sierra Blend)



Textured
Flat Top External

Textured
New England